

UNIT 3

At the Store

BOOKSTORE





Let's Talk

Unit 3

A

Listen and say.

Hi, Bill.
This is my friend. Jim.

Hello, Jim.

Hi, Bill.

Let's play!

LEARNING

This is my friend, Jim.
Hello. Jim.

B Say and act.

Hi, _____. This is
my friend, _____.

Hello, _____



Introduce your friend.




Let's Learn

Unit 3

A

WORDS. Listen and repeat.

1




a chair

2




a marker

3



a notebook

4




a pencil sharpener

5



chairs

6



markers

7



notebooks

8



pencil sharpeners

B

Ask and answer.

How many crayons?

One crayon.

Three crayons.



LEARNING

How many crayons?

One crayon. Three crayons.



1.




2.




3.




4.



5.



6.



LEARNING

How many books? How many stars?
One book. Three stars.



Let's Learn more

Unit 3

A

WORDS. Listen and repeat.

1



a CD

2



a cell phone

3



a computer

4



a video game

5



CD's

6




cell phones

7



computers

8



video games

B

Ask and answer.

What's this?

It's a cell phone.

What are these?

They're CDs.

LEARNING

What's this?

It's a cell phone.

What are these?

They're CD's.

They are =

They're

C Play a game. Ask and answer.

What's this?

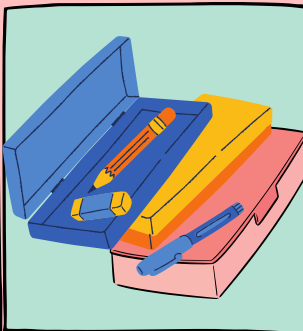
It's a cell phone.

What are these?


They're CD's.



Start



Finish



Listen and act.




1. Point to the computer.



2. Find the CDs.



3. Count the CDs.



4. Count the books.




Let's Read

Unit 3


A

Listen, point and say.

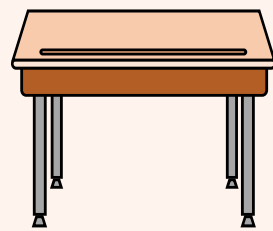
Dd



dog




duck



desk


Tt



tent



table



top

Phonics

