


UNIT

1

At School





Let's Talk

Unit 1

A

Listen and say.

Hi, Ray.
How are you?

I'm OK, thanks.
How about you?

Good-bye,
Ray!

Great!

See you later!

B Read and do.

1. speak English.



2. read books



3. write my name.



4. erase the board.






Let's Learn

Unit 1

A

Words. Listen and repeat.

1



a picture

2



a workbook

3




a pencil
sharpener

4



a paper clip

5



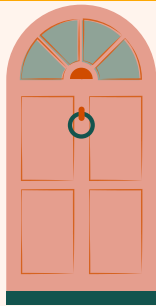
a clock

6



a calendar

7



a door

8




a window

B



Read the sentences.

This is a paper clip.
That's a calendar.



That is = That's

C Practice Q and A.

What's this?
It's **a window**.

What's that?
It's **a calendar**.



What is = What's
It is = It's

D Ask and answer.

Is / this / a picture? / Yes, it is.
that. / No, it isn't.

1



2



3



4



5



is not = isn't



Let's Learn more

Unit 1

A WORDS. Listen and repeat.

1




pictures

2



workbooks

3



pencil
sharpeners

4



paper clips

5




clocks

6




calendars

7



doors

8



windows

B Read the sentences.

These are pencil sharpeners.
Those are pictures.



C Practice Q and A.

What are these?



What are those?



They're clocks.

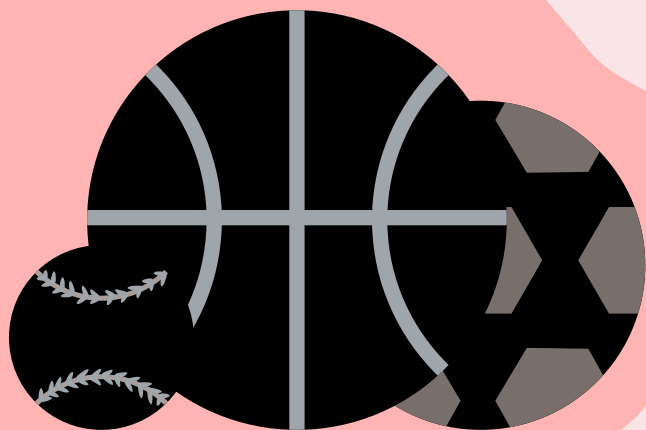
They're pictures



D Ask and answer.

Are / these / chairs? / Yes, they are.
those. / No, they aren't.

1



2



3



4





Let's Check

Unit 1


A

Make sentences.


This door is little.



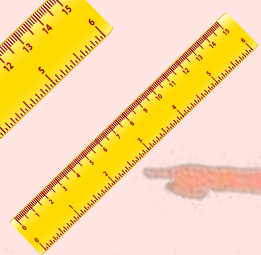
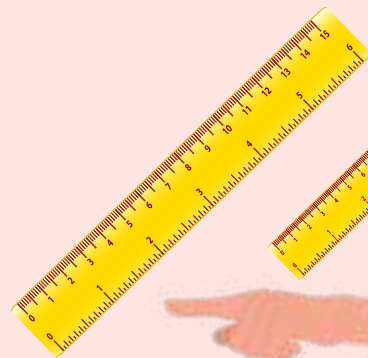
That door is big.





1





2



3




4




B Read.

1



new

2



old

3



long

4




short



Ask partner.

1. Are those clocks little?

- ☐ Yes, they are.
☐ No, they aren't.




2. Are these crayons new?

- ☐ Yes, they are.
☐ No, they aren't.



3. Is this ruler long?

- ☐ Yes, it is.
☐ No, it isn't.



4. Is that window small?

- ☐ Yes, it is.
☐ No, it isn't.

